



In Partnership With



DFC 2014 District Meetings and Blight Boot Camp

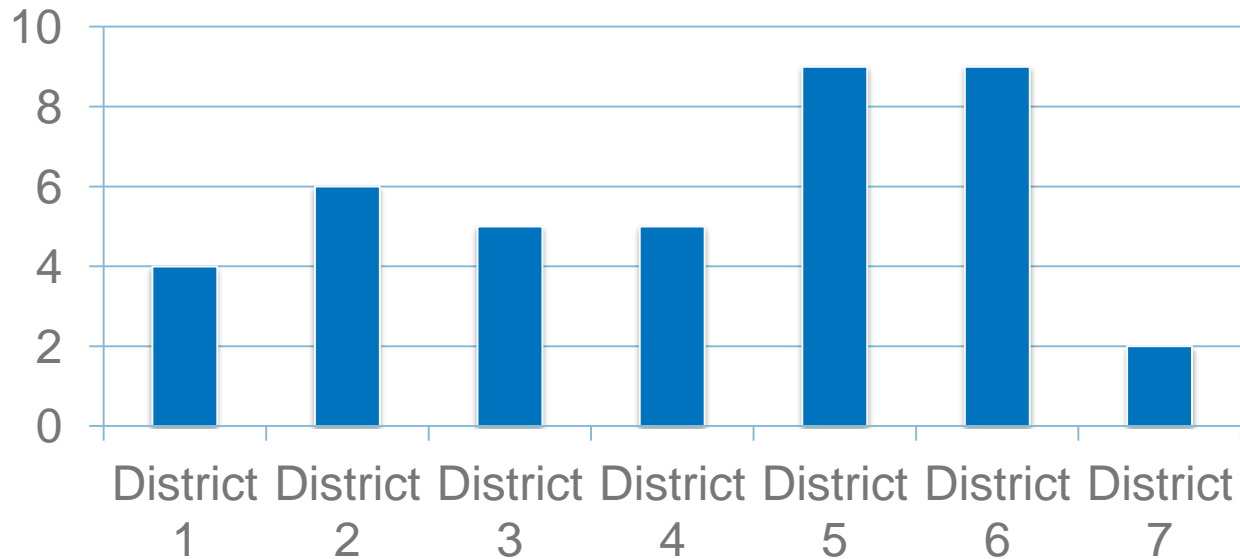
Written Feedback Summary

July 28, 2014

Planning Committees

- Total Number of Planning Committee Members: 39
- Total Number of Organizations: 33

Number of Planning Committee Members By District





District Meetings

Total Attendance: 443 people registered

- District 1 Meeting on 5/22/2014 : **56 registrations and organizations**
- District 2 Meeting on 5/19/2014 : **67 registrations and organizations**
- District 3 Meeting on 5/29/2014: **82 registrations and organizations**
- District 4 Meeting on 4/10/2014: **121 registrations and organizations**
- District 5 Meeting on 5/1/2014 : **130 registrations and organizations**
- District 6 Meeting on 4/24/2014: **88 registrations and organizations**
- District 7 Meeting on 5/8/2014: **83 registrations and organizations**

District Meetings

Total Attendance: 650

District Meeting	Registered Attendees	Exhibiting Organizations
District 1	33	23
District 2	45	22
District 3	54	28
District 4	93	28
District 5	97	34
District 6	60	28
District 7	61	22

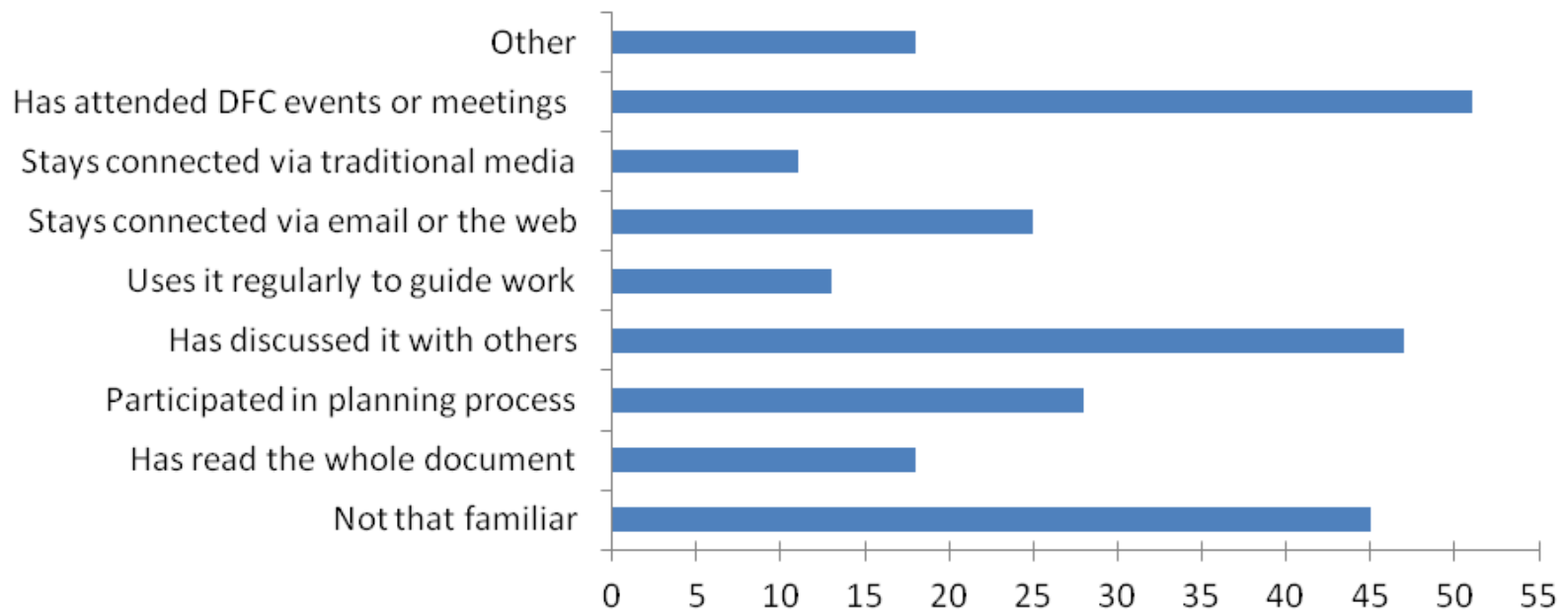
Written Feedback

- Participants in all 7 District Meetings had 3 options to provide written feedback: Evaluate forms, Connect forms, and Question Cards.
 - **Evaluate forms:** 121 total submitted
 - **Connect forms:** 110 total submitted
 - **Question Cards:** 40 total submitted
- **District 1:** 13 Evaluate Forms, 13 Connect Forms, 9 Question Cards
- **District 2:** 8 Evaluate forms, 6 Connect Forms, 7 Question Cards
- **District 3:** 11 Evaluate Forms, 18 Connect Forms, No Question Cards
- **District 4:** 19 Evaluate Forms, 12 Connect Forms, 6 Question Cards
- **District 5:** 40 Evaluate Forms, 34 Connect Forms, 13 Question Cards
- **District 6:** 13 Evaluate Forms, 12 Connect Forms, 13 Question cards
- **District 7:** 17 Evaluate Forms, 15 Connect Forms, 5 Question Cards

Evaluate Form Summary

Evaluate Form Q1, Familiarity with the DFC Strategic Framework: 118 Responses

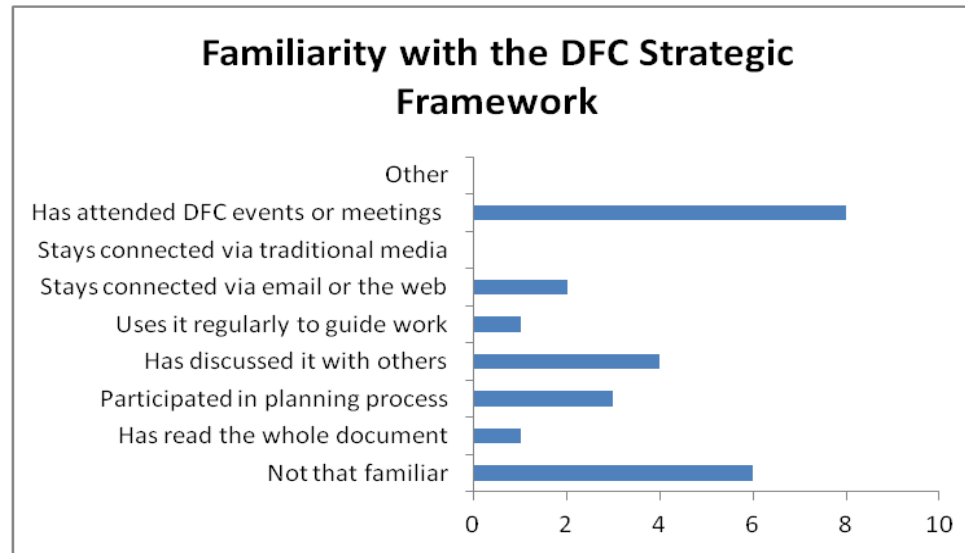
Familiarity With the DFC Strategic Framework



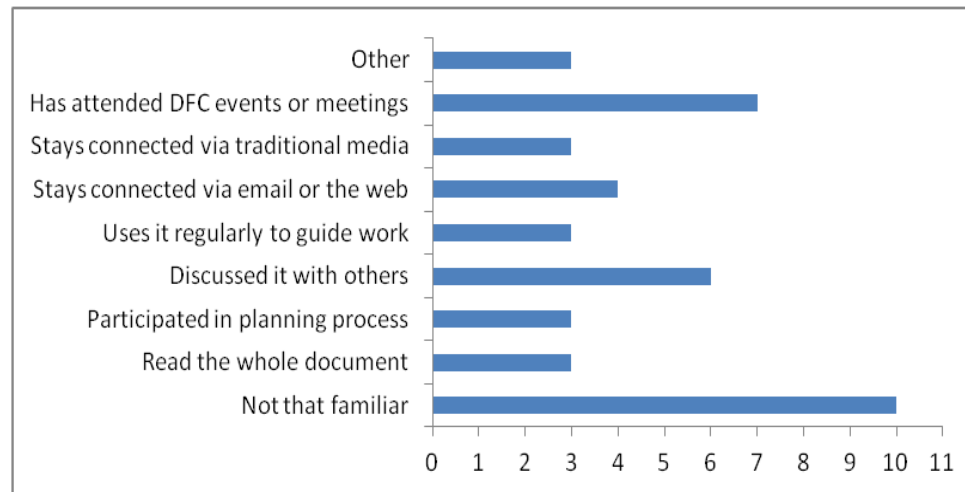
Evaluate Form Summary

Evaluate Form Q1, Familiarity with the DFC Strategic Framework

District 1: 14 responses




District 2: 8 responses



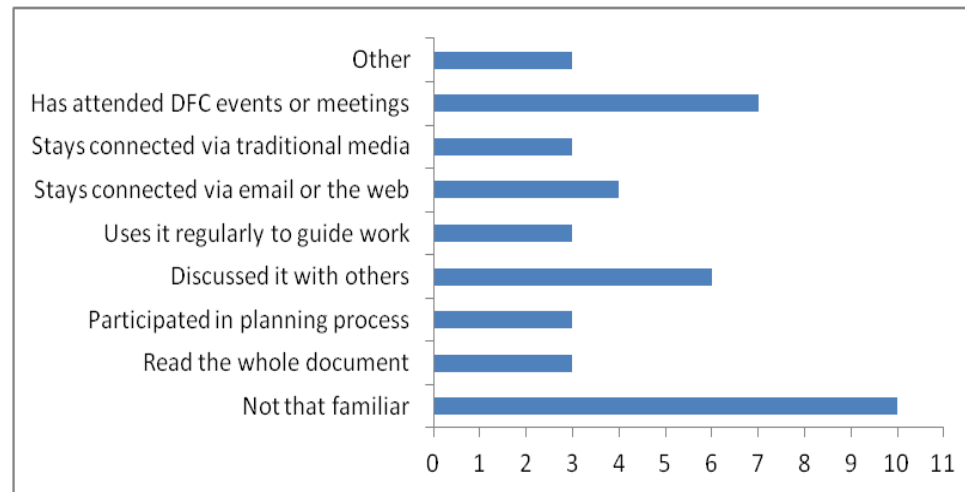
Evaluate Form Summary

Evaluate Form Q1, Familiarity with the DFC Strategic Framework

District 3: 11 responses



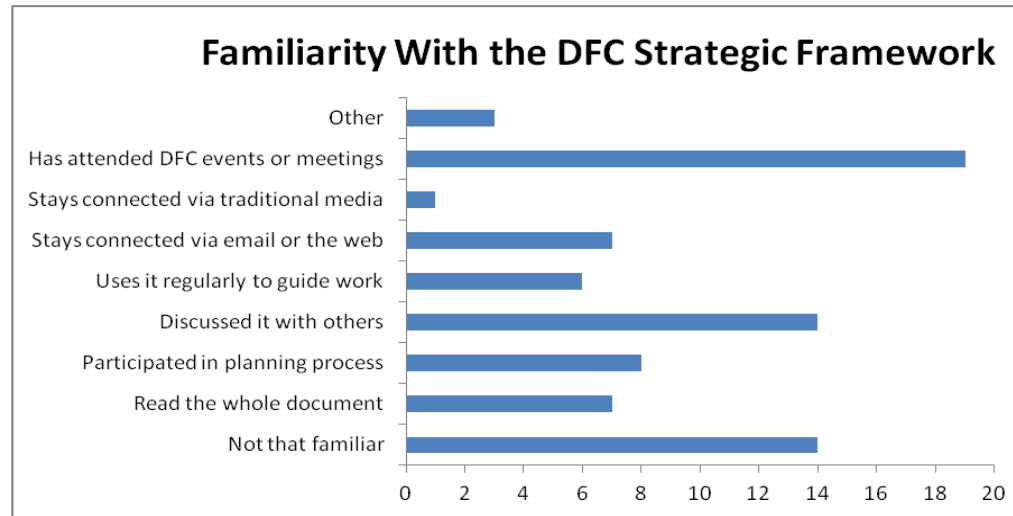
District 4: 18 responses



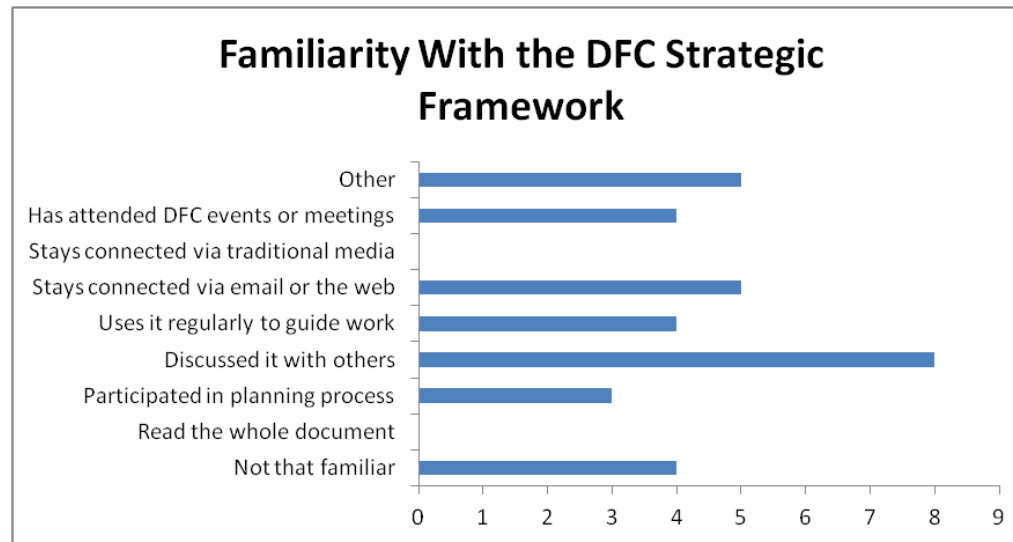
Evaluate Form Summary

Evaluate Form Q1, Familiarity with the DFC Strategic Framework

District 5: 37 responses



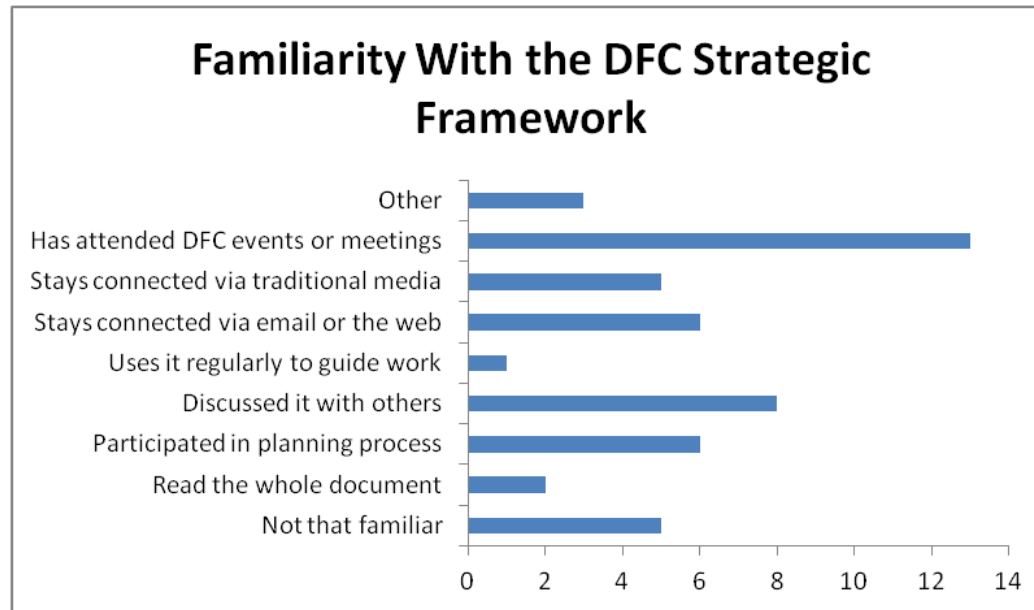
District 6: 13 responses



Evaluate Form Summary

Evaluate Form Q1, Familiarity with the DFC Strategic Framework

District 7: 17 responses



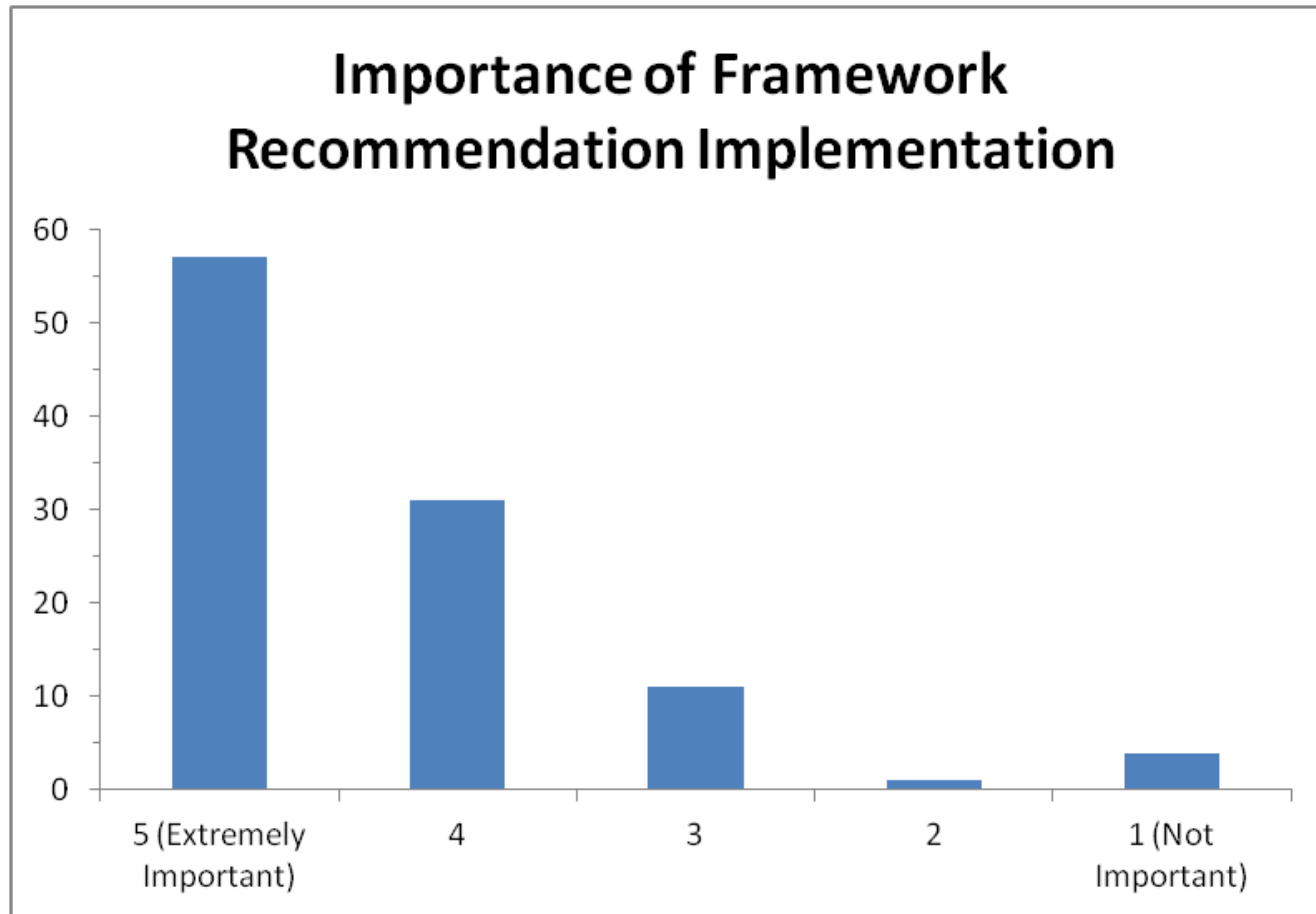


Evaluate Form Q2, Expectations

Respondents generally stated that they had expected to gather information about the DFC, to hear about community initiatives and projects, and to learn about initiatives connecting the DFC to their particular District. Respondents also usually stated that they wanted to learn about networking opportunities with the DFC or with other community groups.

Evaluate Form Summary

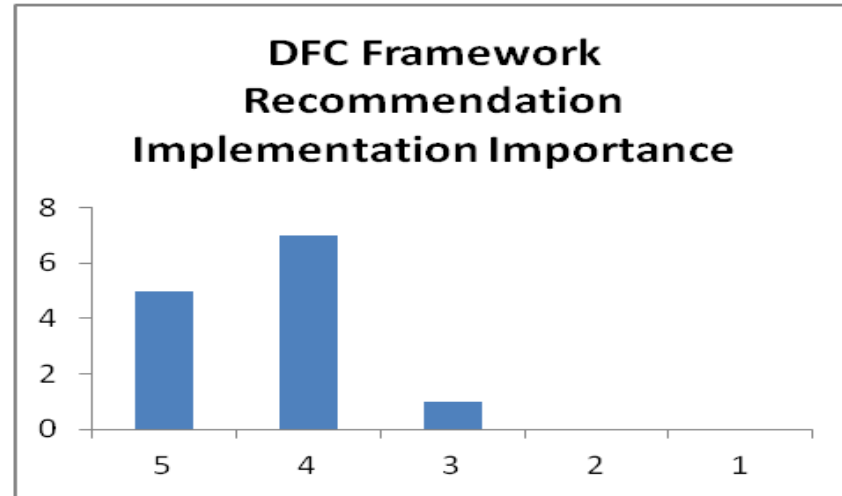
Evaluate Form Q3: Importance of Implementing the Framework Recommendations: 113 total responses



Evaluate Form Q3: Importance of Implementing the Framework Recommendations

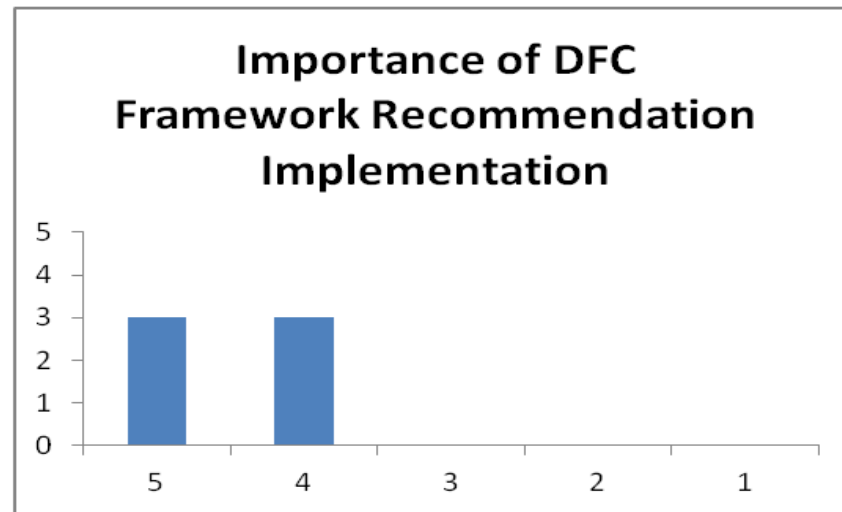
District 1:

Average Importance
rating of 4.3



District 2:

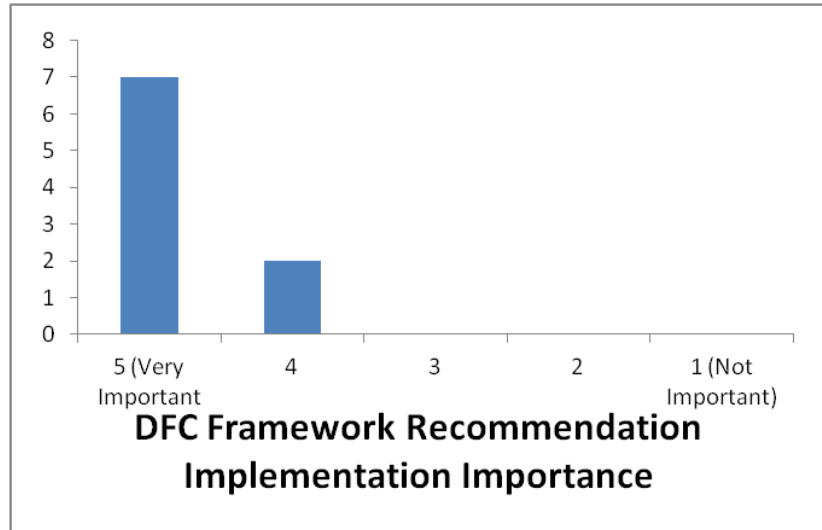
Average Importance
Rating of 4.5



Evaluate Form Q3: Importance of Implementing the Framework Recommendations

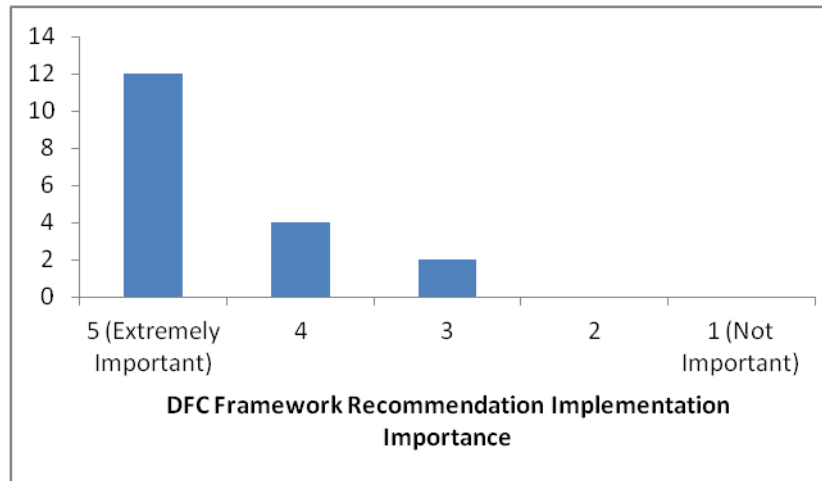
District 3:

Average Importance rating of 4.7



District 4:

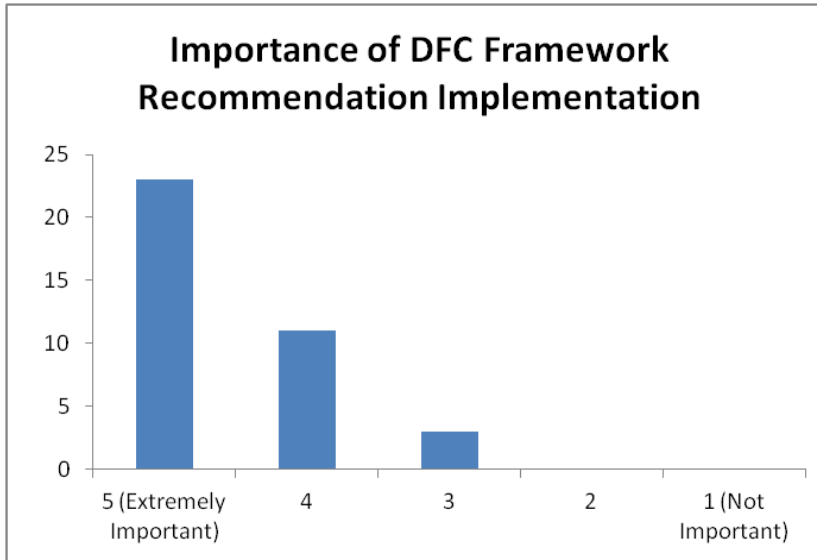
Average Importance rating of 4.5



Evaluate Form Q3: Importance of Implementing the Framework Recommendations

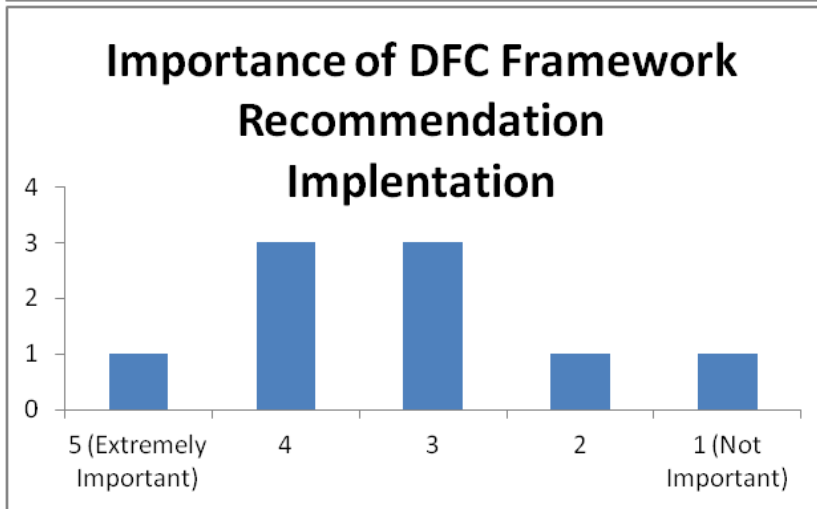
District 5:

Average Importance rating of 4.5



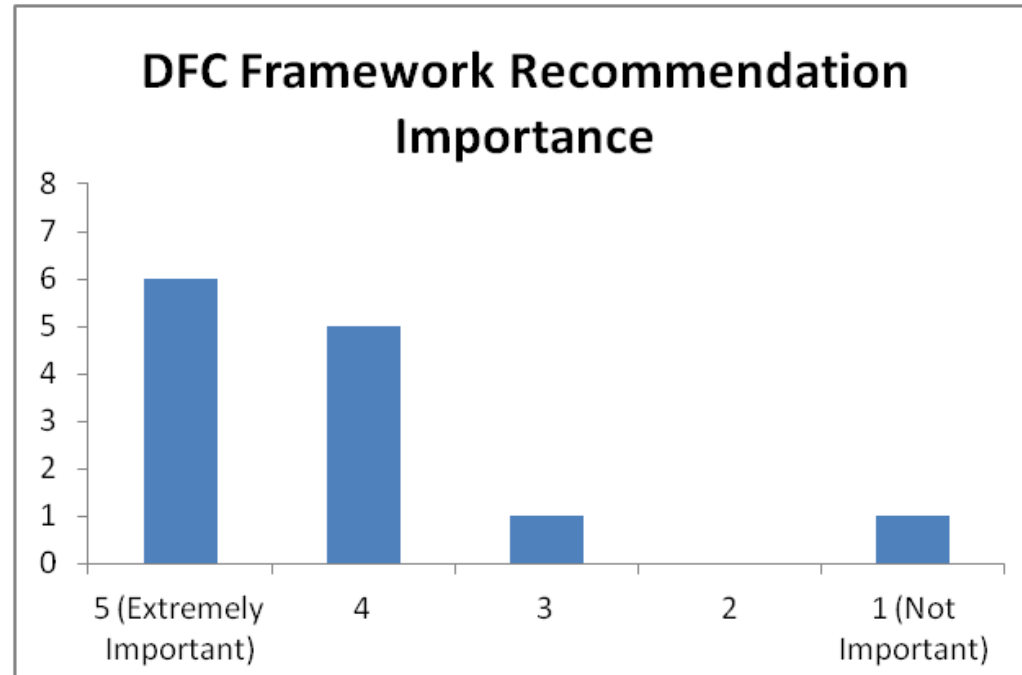
District 6:

Average Importance rating of 3.22



Evaluate Form Q3: Importance of Implementing the Framework Recommendations

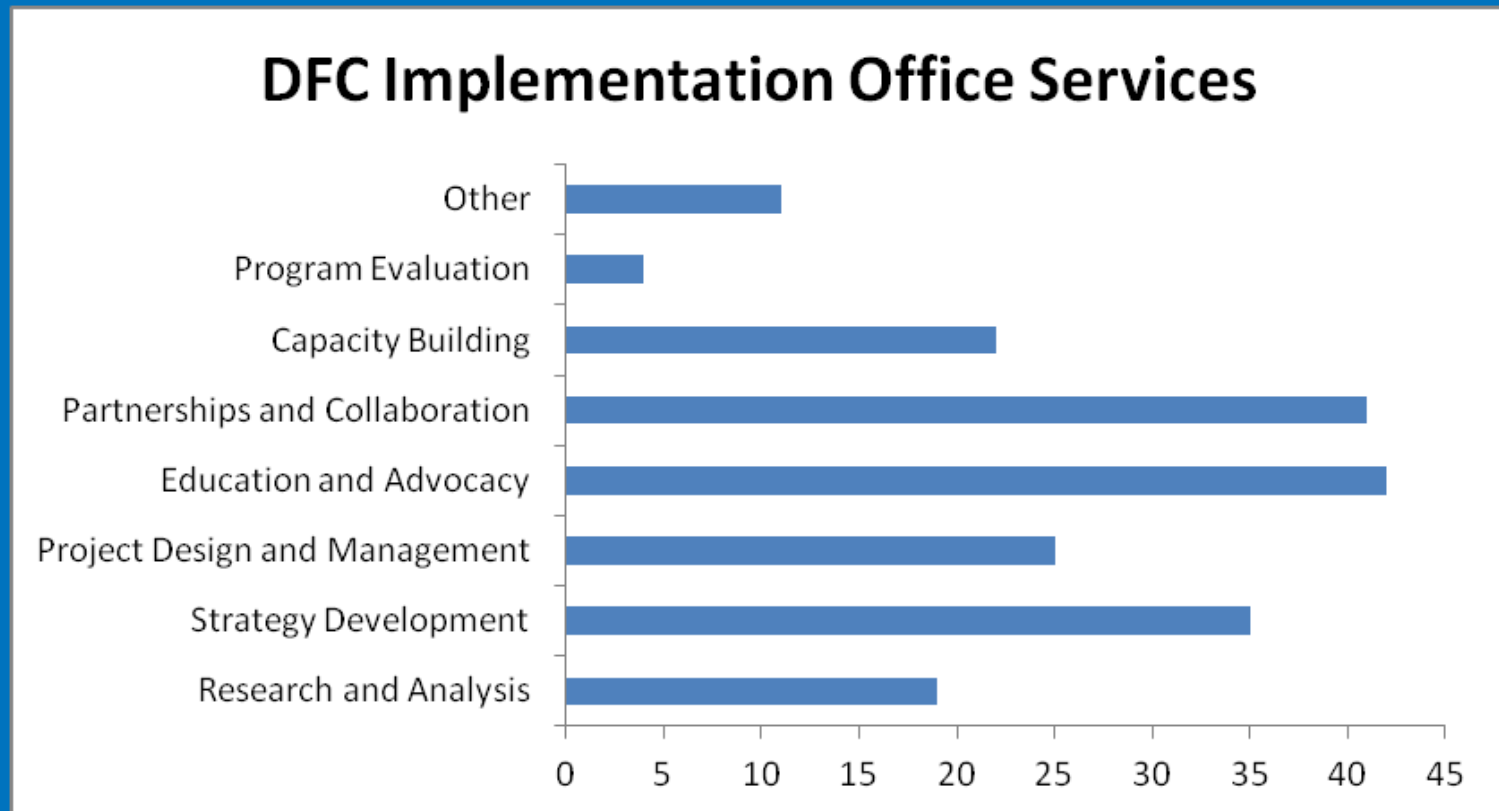
District 7:
Average
Importance
rating of 4.15



Evaluate Form Summary

Evaluate Form Q4, DFC Implementation Office Services:

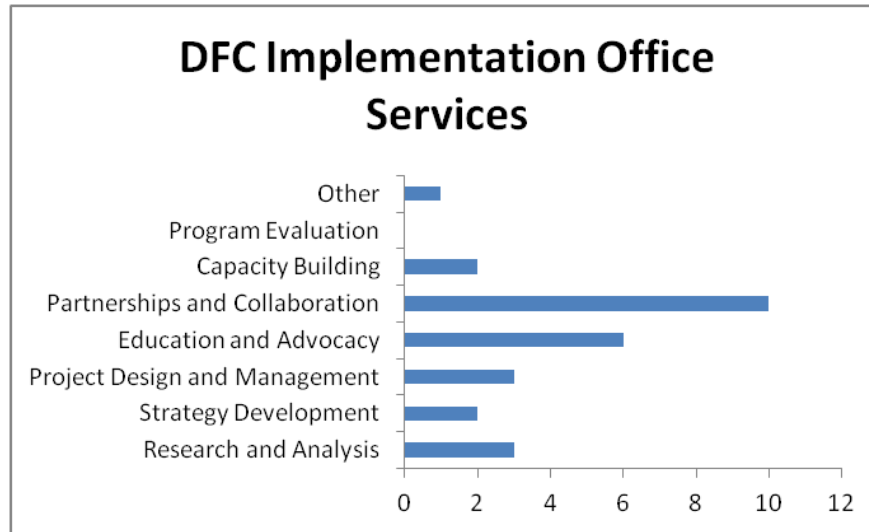
109 Total Responses



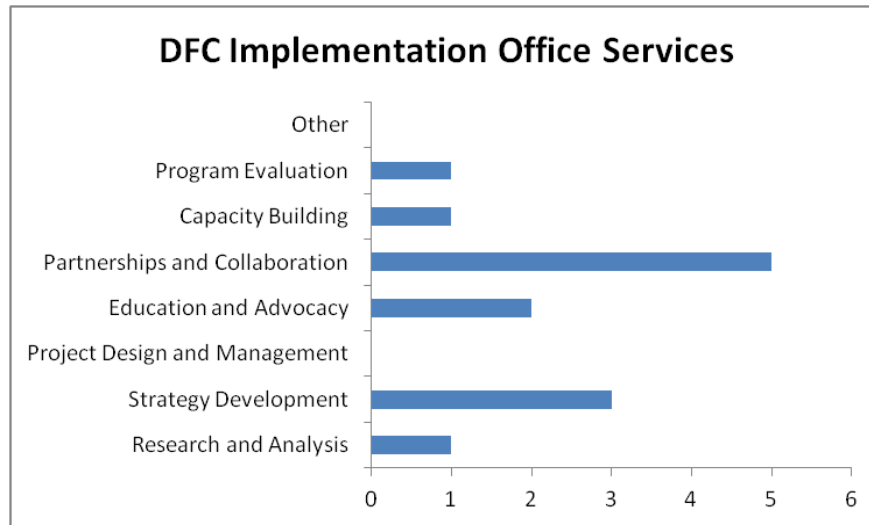
Evaluate Form Summary

Evaluate Form Q4, DFC Implementation Office Services

District 1: 14 Responses



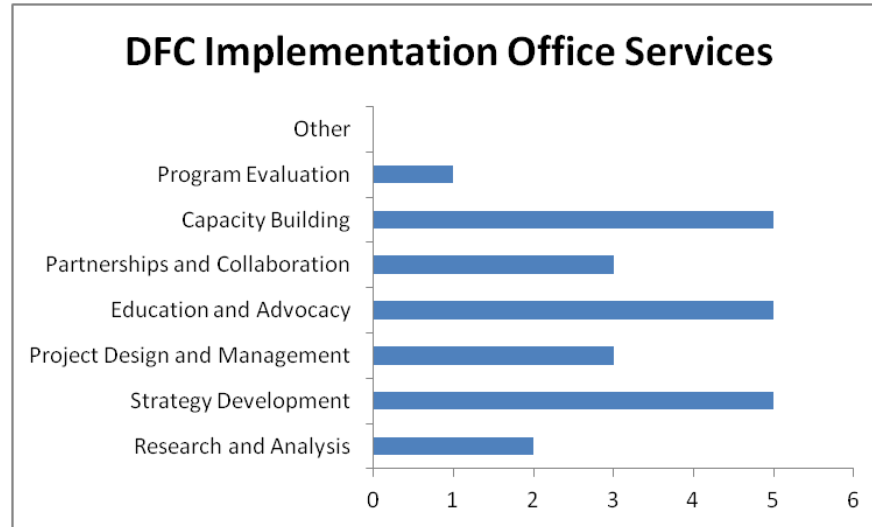
District 2: 6 Responses



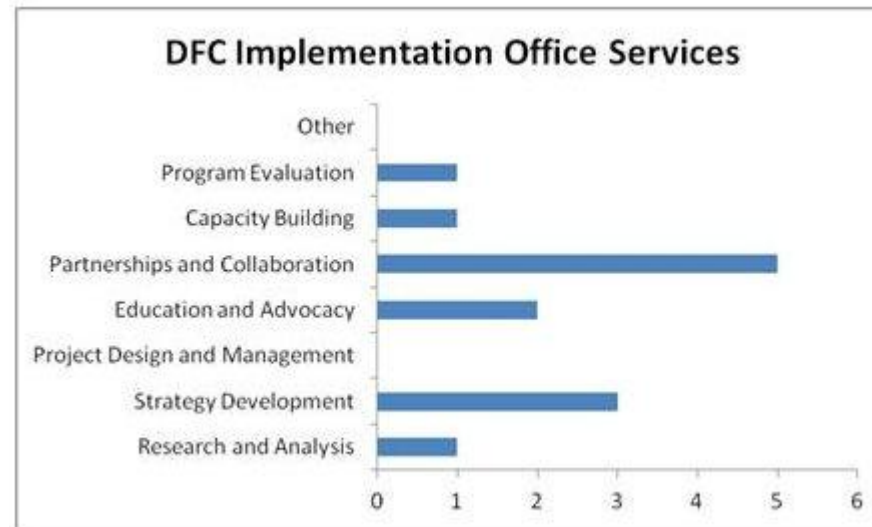
Evaluate Form Summary

Evaluate Form Q4, DFC Implementation Office Services

District 3: 11 Responses

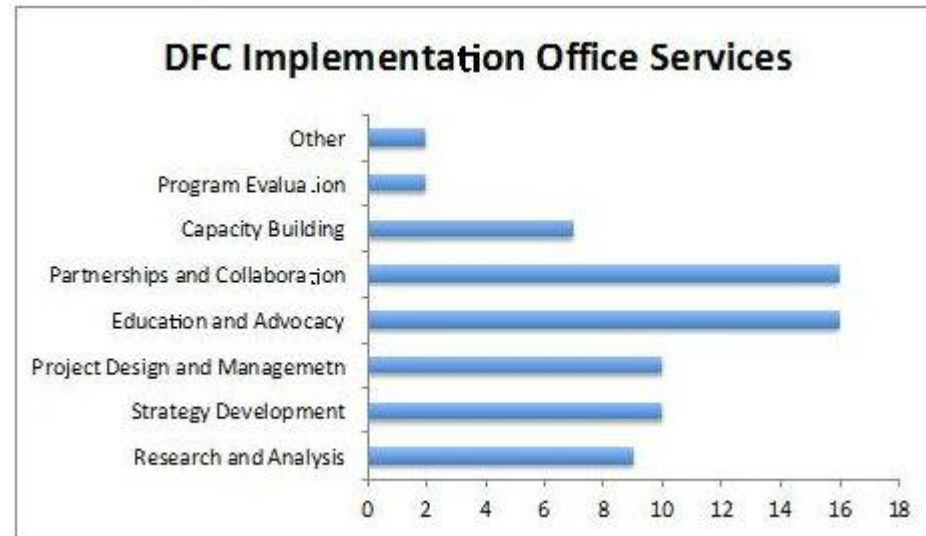


District 4: 18 Responses

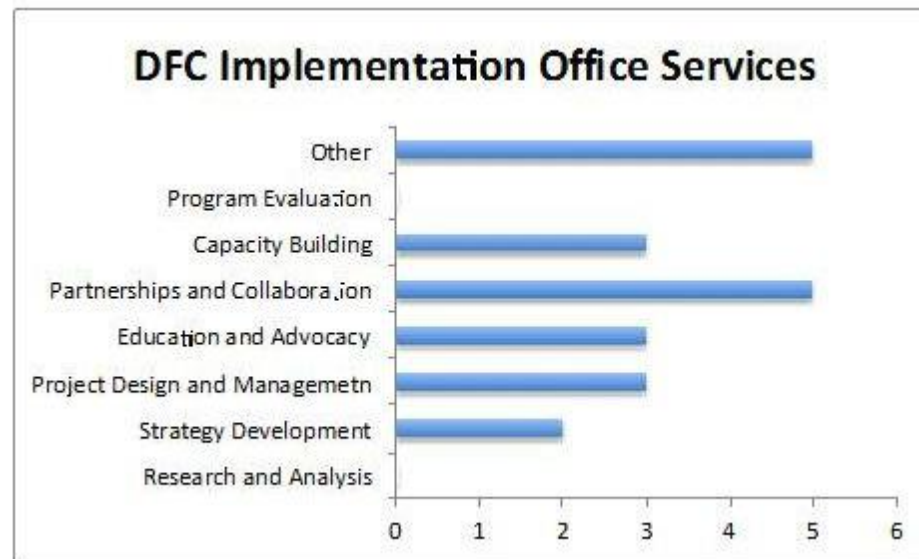


Evaluate Form Q4, DFC Implementation Office Services

District 5: 37 Responses



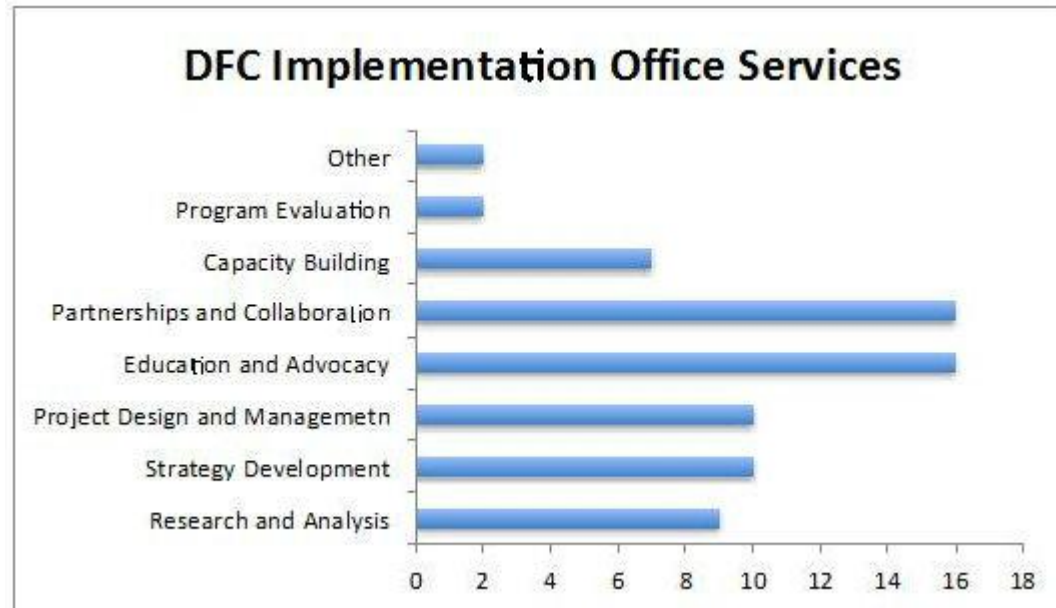
District 6: 11 Responses



Evaluate Form Summary

Evaluate Form Q4, DFC Implementation Office Services

District 7: 14 Responses



Connect Form Questions 1-4

Respondent contact information for these questions is available on the District Meeting Contact Information sheet

- 74 respondents would like to receive a copy of the DFC Strategic Framework
- 33 respondents would like to become ambassadors, while 9 respondents wrote in 'maybe' or requested more information
- 33 respondents would like to add their organization to a list of public locations where people can go to view and read the book
- 75 respondents would like to have a DFC representative attend one of their organization's existing meetings



Connect Form Q5, Projects and Activities

Respondents were given the option to list projects and activities within their district that they are involved in and would like DFC to be aware of, as well as any efforts or groups that they are partnering with in order to carry out these projects and activities. All of the submitted existing projects and activities are summarized in the individual District Written Feedback memos.

Connect Form Q6, Potential Projects and Activities: 41 total responses

Housing: 9 responses

Boarding and Blight: 7 responses

Beautification: 7 responses

Commercial: 5 responses

Safety: 3 responses

Recreation and events: 3 responses

Collaboration with CDCs and NPOs: 2 responses

Miscellaneous: 2 responses

Connect Form Q6, Potential Projects and Activities

Housing, 9 responses

- Provision of resources, education and mentoring to residents for home upkeep (D1)
- Redevelopment of the Arnold Home site (D1)
- Initiatives to help displaced seniors find housing (D1)
- Request for help with the Live in Osborn project (D3)
- Home improvement for seniors (D5)
- Increased coordination between banks and North End homeowners (D5)
- Initiatives to purchase and renovate homes for residents to live in permanently (D5)
- One request for more funding to stop foreclosures and evictions (D7)
- Tearing down or rehabilitating houses around the new Mackenzie school and giving attention to the old hospital on Chicago and Wyoming (D7)

Boarding and Blight, 7 responses

- Use of strategic resource allocation to support HHF activities on parts of 8 mile (D2)
- Supplies for blight rehabilitation (D1)
- Mass clean ups, board ups, and renovations (D3)
- Increasing demolition of blighted properties and maintaining vacant lots by identifying private owners in order to hold them responsible or confiscate the property (D5)
- Demolishing abandoned properties (D3)
- Initiatives to address board-ups and blight removal (D6)
- Blight projects in Regent Park (D6)
- Tearing down vacant buildings along Grand River to bring in large businesses (D7)

Connect Form Q6, Potential Projects and Activities

Beautification, 7 responses

- Beautification of vacant lots (D1)
- Greening of Ridge/Rouge Parkway (D1)
- Community gardens (D3)
- Beautification, including fixing up homes and moving in stable families (D4)
- Increased emphasis on environmental initiatives such as urban agriculture, mixed use infill, LEAP typology implementation, lumber reuse and green demolition training for community members (D5)
- Landscape and property improvements specifically around schools, religious facilities and city and state owned properties (D5)
- Debris clean up (D5)

Commercial, 4 responses

- Neighborhood Market on 7th and Gratiot (D4)
- Assistance with redevelopment of Oakland Avenue in the North End (D5)
- Building of schools and dry cleaners located within walking distance (D5)
- Improve businesses on 7 mile and 8 mile (D1)

Connect Form Q6, Potential Projects and Activities

Recreation and Events, 3 responses

- Park activities (D3)
- Neighborhood 'Fun Day' (D3)
- Development of public recreation facilities, parks, and a neighborhood block club (D6)

Safety, 3 responses

- Police presence in Riverdale entrance (D1)
- Specific attention to catching arsonists in the neighborhood of 48207 (D5)
- Camera installations throughout the city to reduce crime (D5)

Connect Form Q6, Potential Projects and Activities

Youth Involvement, 2 responses

- Outreach to District High schools (D1)
- Community Cleanup efforts designed for young adult employment (D3)

Collaboration with CDCs and NPOs, 2 responses

- Rehabilitation of Rosedale through cooperation with GRDC (D1)
- A summit meeting between all civic associations and faith-based associations to coordinate (D1)

Miscellaneous, 2 responses

- One respondent who is a retired principal and chaplain would like to become a 'District Chaplain' along with two other retired principal and chaplains (D5)
- A medical clinic located at the 12001 Gleason Building (D6)

Blight Boot Camp

Blight Bootcamp

Total Attendance: 326 people

- 100 people pre-registered
- 141 additional people registered on-site
- 48 guest panelists/presenters
- 30 staffers and volunteers
- 7 people provided written feedback, but were not registered



Break-Out Session Reservations

Morning Session

9:45am – 11am

Total: 110 attendees

Data Driven Decision Making: 35 attendees

Advocating For Your Neighborhood: 25 attendees

Youth Engagement in Neighborhood Development: 19 attendees

Transforming Blight into Urban Gardens: 14 attendees

Community Arts to Fight Blight: 11 attendees

Resident-Led Safety: 6 attendees

Afternoon Session

1:45pm – 3pm

Total: 84 attendees

Blight Mitigation Resources: 22 attendees

Securing Vacant Properties: 19 attendees

Deconstruction vs. Demolition: 16 attendees

Green Space Solutions: 11 attendees

Environmental Blight and Public Health: 10 attendees

Repurposing Commercial Vacancies: 6 attendees

Break-Out Session Attendees

Morning Session

9:45am – 11am

Total: 143 attendees

Data Driven Decision Making: 42 attendees

Advocating For Your Neighborhood: 45 attendees

Youth Engagement in Neighborhood Development: 17 attendees

Transforming Blight into Urban Gardens: 15 attendees

Community Arts to Fight Blight: 18 attendees

Resident-Led Safety: 6 attendees

Afternoon Session

1:45pm – 3pm

Total: 127 attendees

Blight Mitigation Resources: 43 attendees

Securing Vacant Properties: 19 attendees

Deconstruction vs. Demolition: 15 attendees

Green Space Solutions: 12 attendees

Environmental Blight and Public Health: 12 attendees


Repurposing Commercial Vacancies: 26 attendees

Written Feedback

- Connect forms: 50 submitted
- Evaluate forms: 47 submitted
(23 with additional event-specific questions 5, 6, and 7)
- Question cards: 42 submitted

Evaluate Forms with Qs 5,6, and 7

Evaluate Form Q1, Familiarity with the DFC Strategic Framework:
23 Responses



Evaluate Form Q2, Expectations: 6 Responses

Respondents generally expected to hear about connections and resources to help improve neighborhoods.

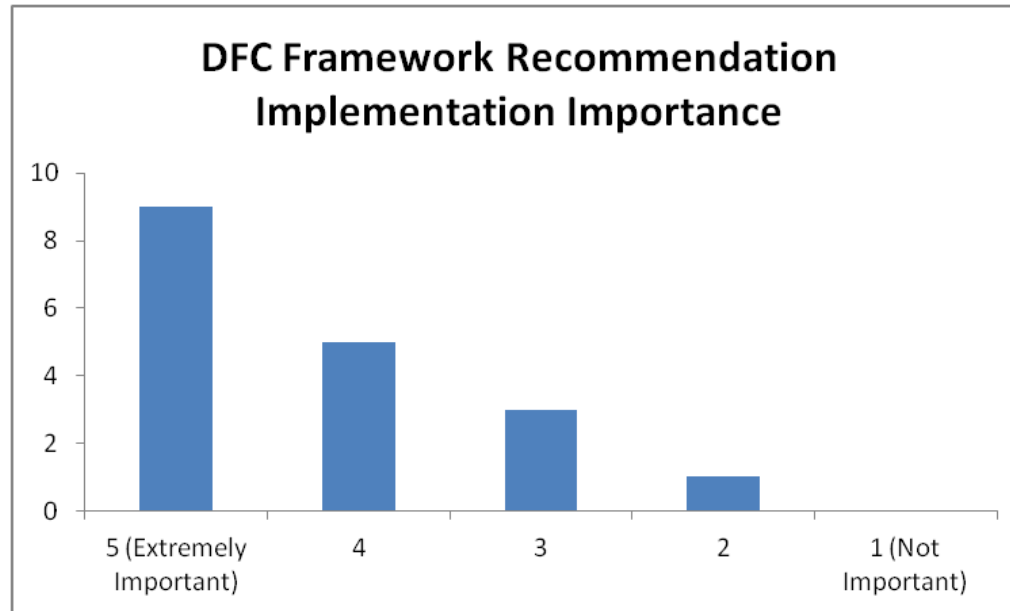
- One respondent expected specific information on a blighted house in their community
- One respondent expected the break-out sessions to be structured as open forums
- One respondent stated that the event exceeded their expectations for content and resources provided
- One respondent stated that they did not know what to expect, since the descriptions of the break-out sessions were minimal.

Evaluate Form Q2, Suggested Improvements: 7 Responses

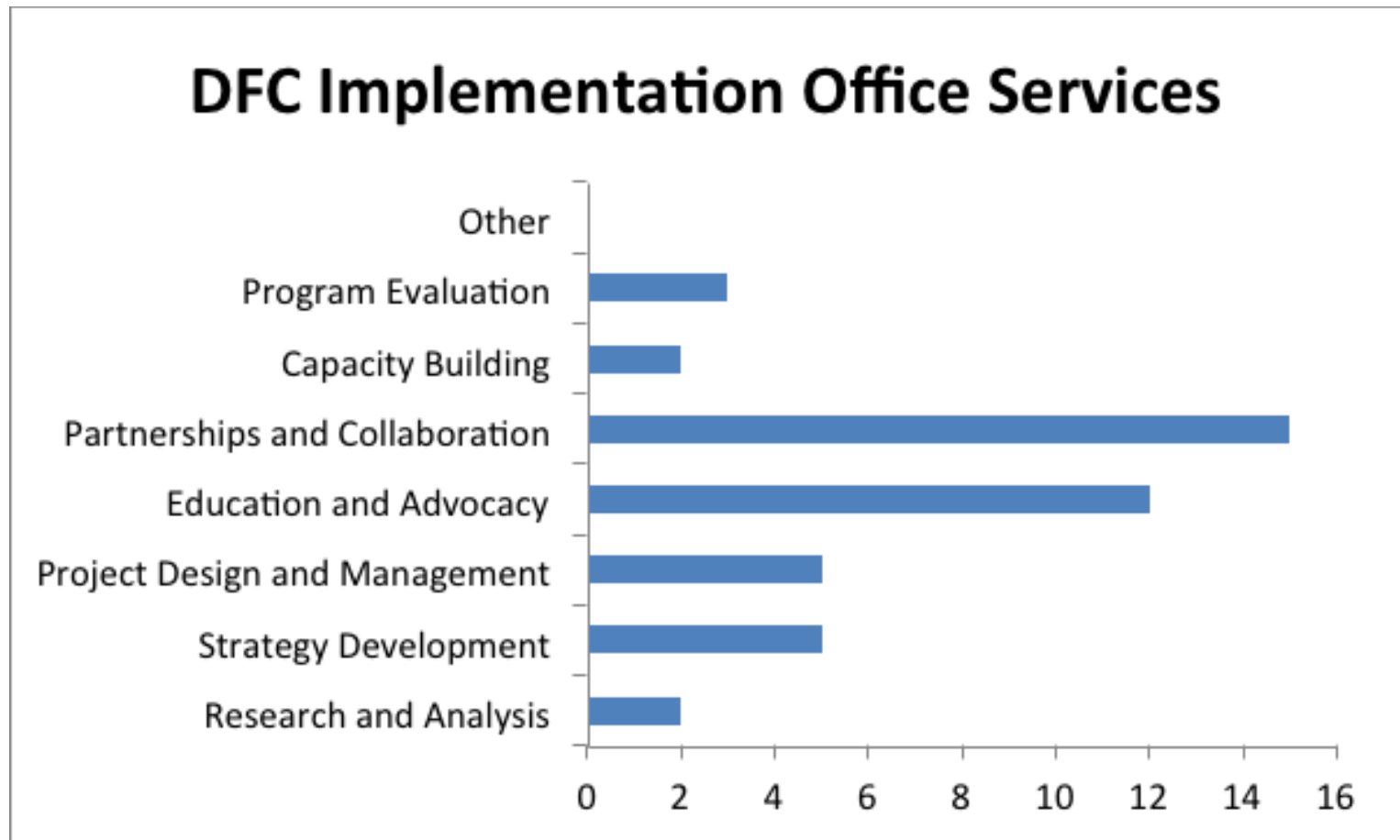
- 3 respondents criticized the structure of the break-out sessions, commenting that they would have preferred to be able to attend more sessions
- 1 respondent suggested having more events like Blight Boot Camp, either with youth or community involvement
- 1 criticism of confusion at the sign-up table
- 1 request for a workshop on or breakdown of the DFC Strategic Framework
- 1 respondent wanted more practical or tangible takeaways from the event

Evaluate Form Q3, Importance of Implementing the Framework Recommendations: 19 responses

Average Rating: 4



Evaluate Form Q4, DFC Implementation Office Services: 23 Responses



Evaluate Form Q5, Resources or types of assistance needed to fight blight in communities: 13 responses

4 respondents mentioned the need for additional funding

4 respondents mentioned educational resources

- 1 request for community education on resources available
- 1 suggestion for community grant-writing workshop
- 1 request for more information about vacant properties
- 1 request for a list of Blight Boot Camp speakers with their contact information

Evaluate Form Q5, Resources or types of assistance needed to fight blight in communities: 13 responses

4 respondents mentioned the need for more volunteers

- 1 specific request for assistance removing trash and debris from vacant properties
- 1 request for additional personnel to return phone calls and emails

3 respondents mentioned the need for new policy initiatives

- 1 requested more initiatives to stop dumping practices in North Corktown
- 1 request for new policy to enforce accountability for industrial property
- 1 suggestion that businesses be more involved in blight monitoring and safety initiatives

Evaluate Form Q6, Resources or types of assistance that the DFC Implementation Office could provide to help fight blight: 8 responses

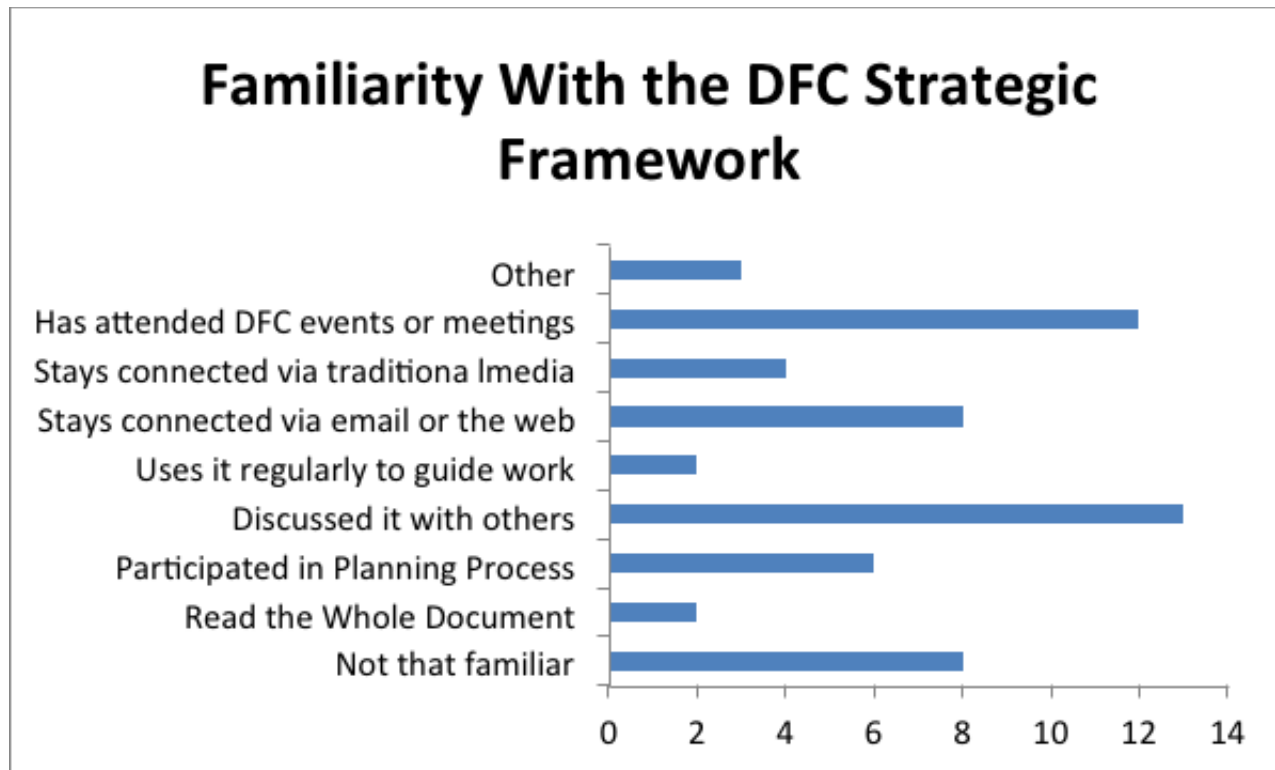
- 2 requests for additional manpower/volunteers
- 1 request for grant writing workshops
- 1 suggestion that the DFC engage with local non-profits
- 1 request for more partnerships and information sharing
- 1 request for additional funding
- 1 request for a blight seminar in Northeast Detroit
- 1 request for more lighting and door locks
- 1 request for help seeking out owners of vacant property and making them pay for maintenance

Evaluate Form Q7, General Comments: 10 responses

- **7 respondents gave general positive feedback on the event**
 - 5 respondents reported satisfaction with the quality of the event, as well as the networking opportunities and information given
 - 2 respondents complimented the food
- **4 respondents made suggestions or critiques**
 - 1 request for shorter twitter hashtags for future events
 - 1 request for a list of the contact information of presenters
 - 1 request that the DFC continue doing PR work and reaching out
 - 1 respondent commented that the breakout session descriptions should have been provided ahead of time

Evaluate Forms with Same Back: 24 submitted

Evaluate Form Q1, Familiarity with the DFC Strategic Framework: 24 Responses



Evaluate Form Q2, Expectations: 8 Responses

Respondents generally replied that they had expected to meet people and share information on how to mitigate or remediate blight in their communities.

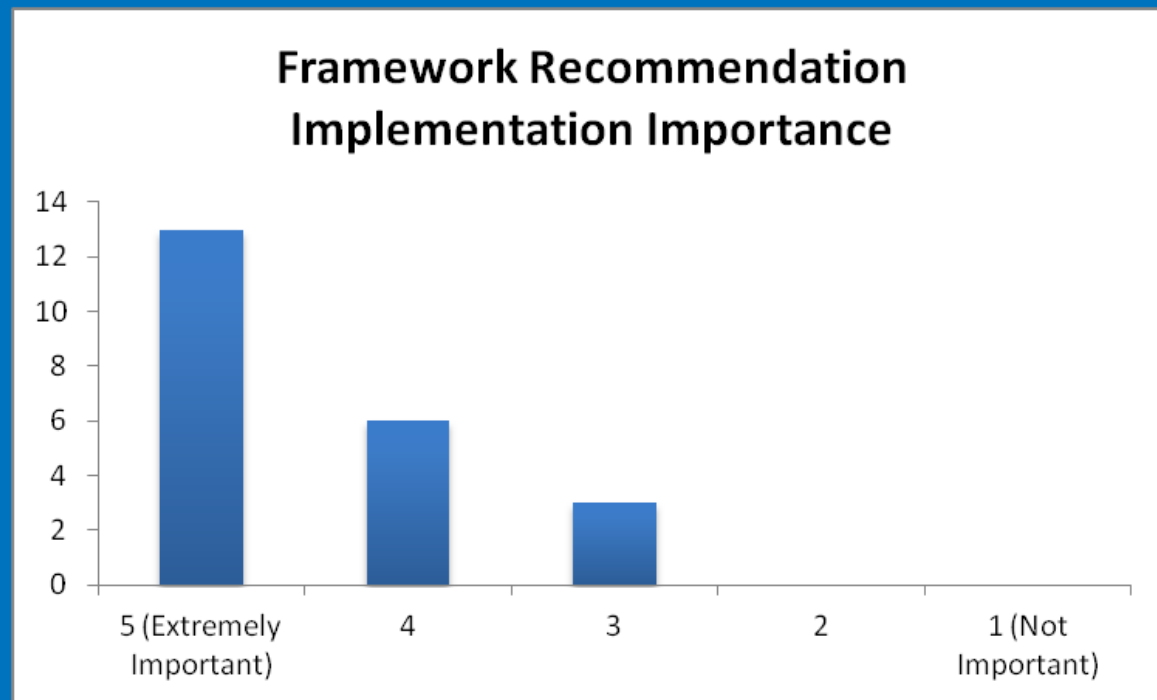
- One respondent stated that they had specifically expected to learn about funding for neighborhood projects
- One respondent was hoping to see more information on Data Driven Detroit
- One respondent commented that they had specifically expected to have an interpreter for their deaf daughter

Evaluate Form Q2, Suggested Improvements: 7 responses

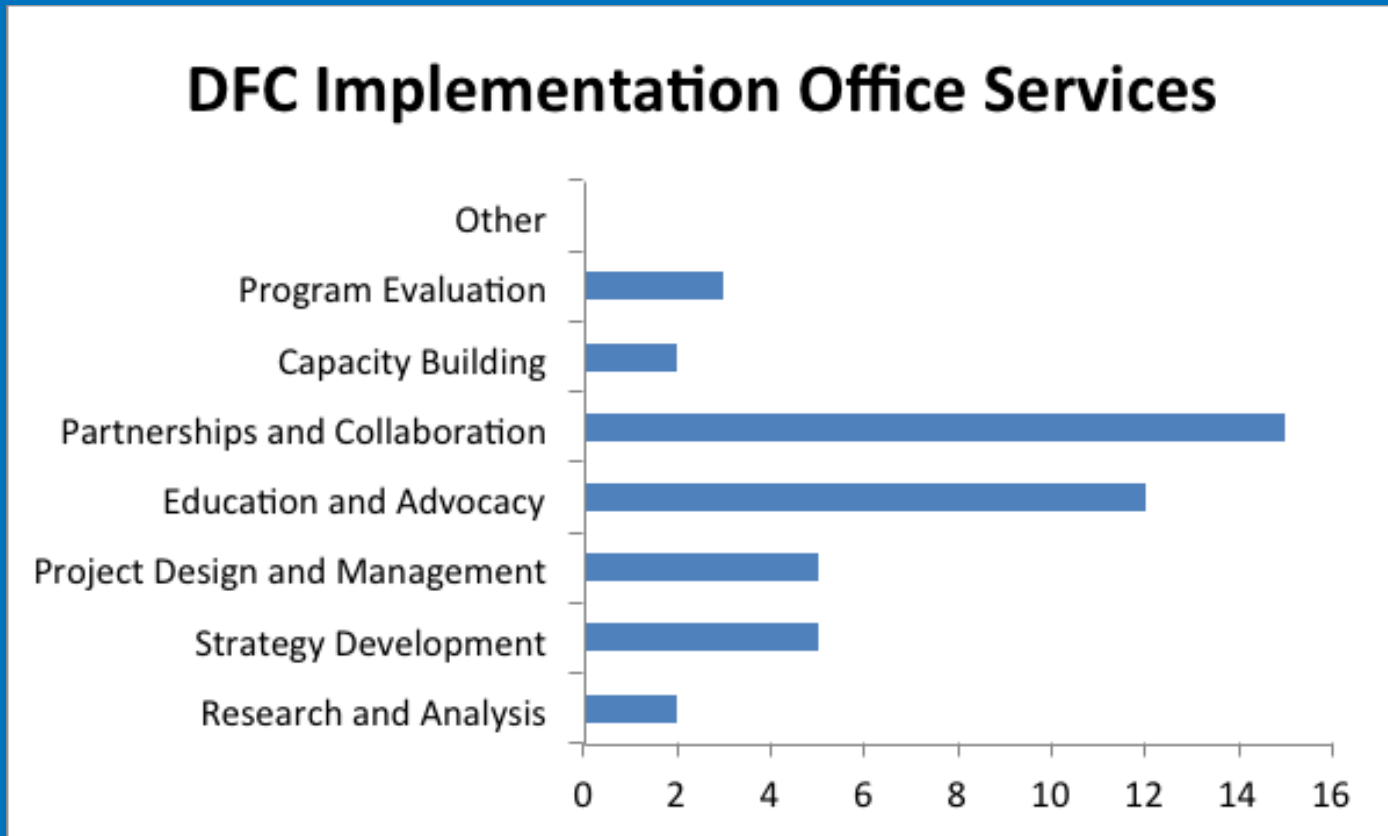
- 2 respondents suggested increasing youth involvement
- 2 criticisms of venue acoustics
- 1 request for a more clear description of break-out sessions online beforehand
- 1 suggestion that the event should have taken place over several days or a weekend in order to provide more information
- 1 request to make presented information more precise
- 1 request for presentations to be posted online afterwards
- 1 request for additional blight-centered information events
- 1 request for more information on specific actions and projects either planned or in process
- 1 criticism that no water was provided
- 1 compliment on the quality of the presentations

BBC Evaluate Forms

Evaluate Form Q3, Importance of Implementing the Framework Recommendations: 23 responses Average Importance Rating: 4.26



Evaluate Form Q4, DFC Implementation Office Services: 23 Responses



Connect Forms: 50 submitted

Questions 1-4

Respondent contact information for these questions is available on the Blight Boot Camp Contact Information sheet

- 27 respondents would like to receive a copy of the DFC Framework
- 15 respondents would like to become ambassadors, while 3 respondents requested more information
- 12 respondents would like to add their organization to the list of public locations where people can go to view and read the book
- 23 respondents would like to have a DFC representative attend one of their organization's existing meetings

Connect Form Q6, Potential Projects and Activities: 23 Responses

Boarding and Blight: 8 responses

Beautification: 6 responses

Recreation and events: 3 responses

Collaboration: 2 responses

Youth Engagement: 2 responses

City Services: 2 responses

Housing: 2 responses

Commercial: 1 response

Connect Form Q6, Potential Projects and Activities

Boarding and Blight: 8 responses

- 5 requests for more demolitions and blight removal efforts
- Wayne Metro expresses specific interest in partnering on minor home repair projects, blight demolitions and rehabilitation
- 1 request for more lights, street signage, and enforcement of regulations on buildings, storefronts and autosshops
- 1 request for continued cleanup as well as removal of squatters from housing
- 1 request for increased emphasis community education on protecting health during demolition

Beautification: 6 responses

- 2 requests for more urban gardening and community gardening
- 1 suggestion for increased beautification efforts around Roxbury Street and Whittier areas
- 1 suggestion to develop Rouge River on Ridge Road as a nature area, stop dumping, clean area of trash, board up all vacant homes and keep up signage to discourage blight
- 1 request for help cleaning up vacant lots, snow removal on sidewalks around vacant properties
- 1 suggestion for emphasis on repurposing vacant lots

Connect Form Q6, Potential Projects and Activities

Collaboration with CDCs and NPOs: 2 responses

- 1 suggestion for increased CB Patrols through NPO connection and collaboration
- 1 respondent requests help with trying to find resources and partners to help their community to build more homes and attract residents and services back to the neighborhood

Recreation and events: 3 responses

- 1 request for help developing community areas like gardens, parks, sidewalks, libraries and public art
- 1 suggestion for entertainment attractions for adults that don't gamble/drink
- 1 suggestion for a coordinated community clean up

Connect Form Q6, Potential Projects and Activities

Youth Engagement: 2 Responses

- 1 request for facilitation of community outreach and workshops in local schools
- 1 request for more youth and young adult programs

Recreation and events: 3 responses

- 1 request for help developing community areas like gardens, parks, sidewalks, libraries and public art
- 1 suggestion for entertainment attractions for adults that don't gamble/drink
- 1 suggestion for a coordinated community clean up

Question Cards: 43 Submitted

City Services: 19 questions

Property Ownership: 7 questions


**Small Businesses and Economic
Development:** 6 questions

Demolition: 4 questions

Squatters: 2 questions

Event-Specific: 2 questions

Miscellaneous: 1 questions



Question Card Summary

City Services: 19 questions

- 3 respondents expressed concern about blighted Detroit Public Schools properties and loss of public investment and resources
- 2 question regarding difficulties accessing defunct City Agency answering services
- 2 questions regarding the sale of Lipke Park
- 2 requests for information on District Managers

Commercial Development: 6 questions

- 2 requests for an increased emphasis on job creation
- 1 comment on difficulties of attracting population back to neighborhoods
- 1 question on funding support resources for local businesses that are not 501c3 status
- 1 question regarding notification of community members about new businesses
- 1 question regarding the coexistence of Detroit businesses and new development

Question Card Summary

Property Ownership: 7 questions

- How neighborhood organizations or individuals can assist or cooperate with the DLBA
- How to purchase a house that owes back taxes
- Steps individuals can take after a legal owner has been found and public pressure has not compelled action

Demolitions: 4 questions

- Information sharing on demolition processes, and question regarding why the most blighted houses are not demolished first
- 1 criticism of demolition of Mark Twain Library on Gratiot, request for better discretion in tearing down structures
- Question on beginning date and rate of new demolition
- 1 request to get bus tickets for offenders doing community service work

Question Card Summary

Squatters: 2 questions

- 1 question on support programs for squatters/homeless once they are removed from houses
- 1 question on whether squatters are necessarily bad for neighborhoods if they care for vacant houses

Event - Specific: 2 questions

- 1 respondent asked how many of the speakers were elected
- 1 respondent criticized workshop structure, inability to participate in more workshops

Miscellaneous: 2 questions

- 1 question regarding methods to address rodent problems in Southwest Detroit
- 1 question about the mission of the Alternative Mackinaw Conference