


Construction Package



Party Lot

Image Source: Magnus Manske, "Lilac." N/A Date via Wikimedia CC BY 1.0.




Party Lot Planting Plan

Design Notes

1.	It is the responsibility of the contractor to construct treatment in accordance with the published specifications of Detroit Future City Field Guide to Working with Lots . This information is available at www.DFC-lots.com
2.	Verify location of plantings with owner prior to installation.
3.	All shrub and perennial and tree planting beds to be covered with 3" of mulch.








Keyed Notes

	Align edge of planting with adjacent structures as shown.
---	---

Plant List

AC	1	Autumn Brilliance Serviceberry <i>Amelanchier x grandiflora</i> 'Autumn Brilliance'	12' Ht. B & B
CK	2	Yellowwood <i>Cladrastis kentuckea</i>	1.5" Cal. B & B
PO	1	Brun's Serbian Spruce <i>Picea omorika</i> 'Brun's'	12' Ht. B & B
RR	11	Sunny Knockout Rose <i>Rosa x 'Sunny'</i>	#5 Pot
SV	2	Common Lilac <i>Syringa vulgaris</i>	#5 Pot
VM	240	Periwinkle <i>Vinca minor</i>	4" Pot

Legend

	Property Line
	Low Maintenance Turf
	Groundcover
	Mulch
	Shrub
	Shade Tree
	Evergreen Tree

