

Construction Package



Mix N' Match Meadow

Image Source: Peter Gorman, "Rough Blazing-Star." 01 September 2008 via Flickr, CC BY-NC-SA 2.0.




Mix N' Match Meadow Construction Plan






Design Notes

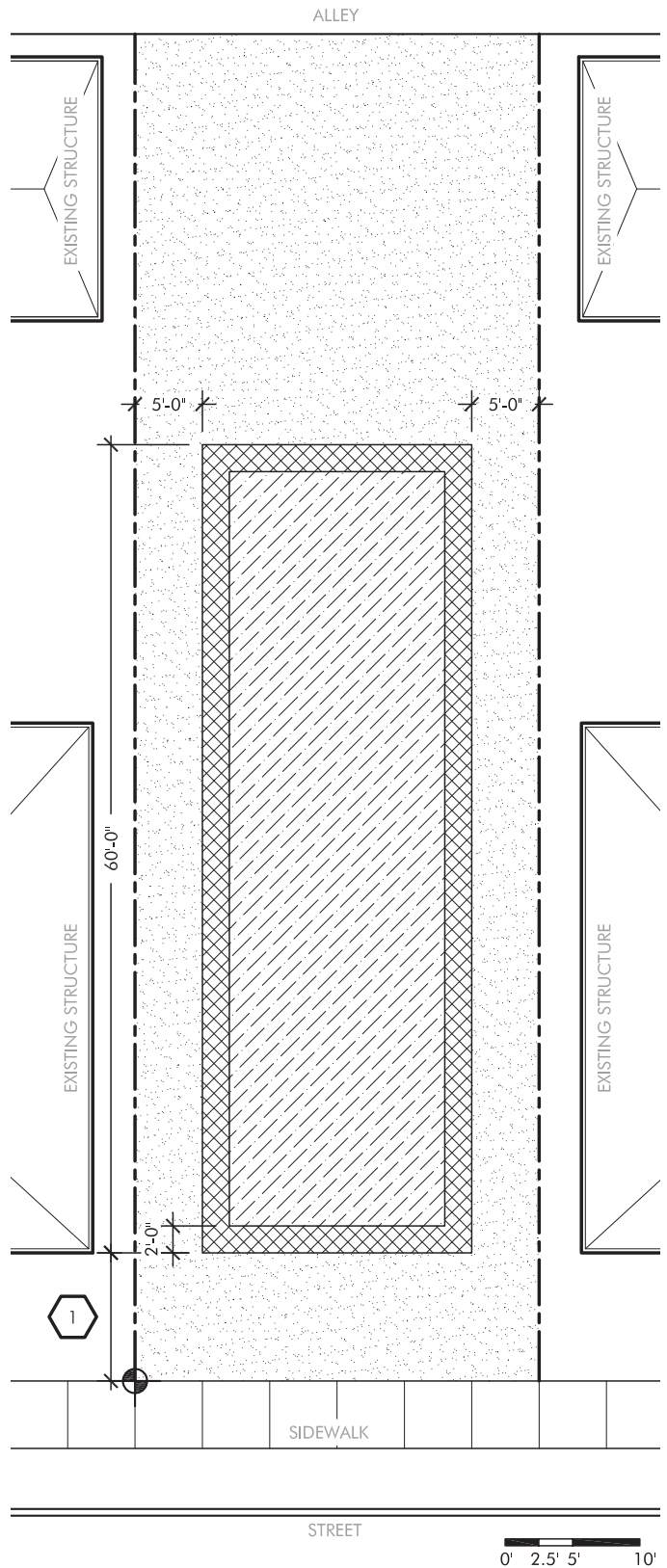
1.	It is the responsibility of the contractor to construct treatment in accordance with the published specifications of Detroit Future City Field Guide to Working with Lots . This information is available at www.DFC-lots.com
2.	Shrub planting bed to be covered with 3" of mulch.

Keyed Notes

	Align edge of shrubs with adjacent structures as shown.
---	---






Legend

-  Property Line
-  Low Maintenance Turf
-  Purple Meadow or Yellow Meadow seed mix
-  Landscape Area with Mulch
-  Shrub



Mix N' Match Meadow Planting Plan

Planting Notes			
1.	All shrubs landscape beds to be covered with 3" of mulch.		
Plant List			
BGG	68	'Green Gem' Boxwood <i>Buxus 'Green Gem'</i>	#5 Pot 2' O.C.
P	900 SF	Purple Meadow or Yellow Meadow seed mix	Seed
Legend			

-  Property Line
-  Low Maintenance Turf
-  Purple Meadow or Yellow Meadow seed mix
-  Mulch
-  Shrub

